

enjoy
learn
succeed



A quick guide

Contents

Quick class view 3

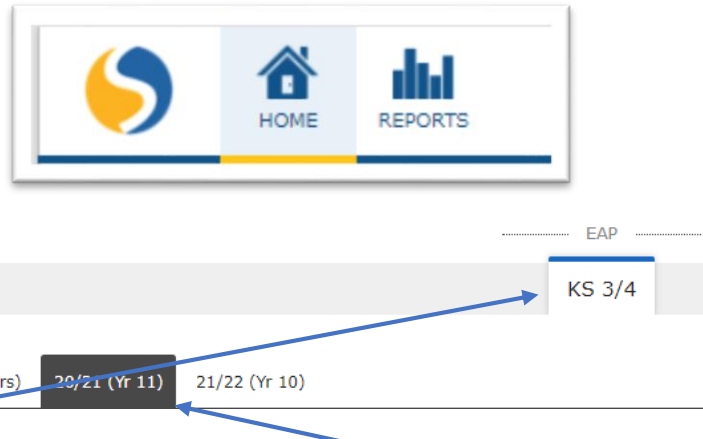
 Filters..... 4

 To remove the filter 5

 The Comparison Matrix..... 6

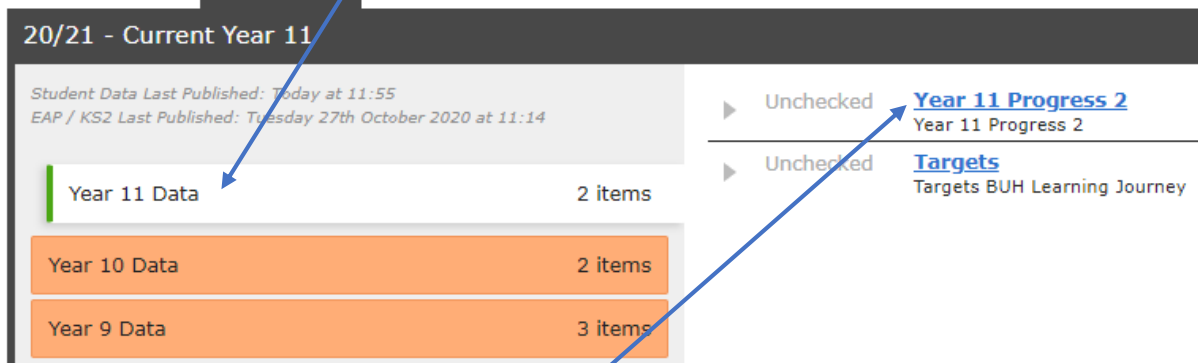
Quick class view

After logging in, click on *Reports*



Choose the key stage and year group. The year group are in brackets.

You will then see a list of available years of data - you can view all the previous data drops for each year group.



In each year, you can choose each separate data drop.

Choose the Take me to a qualifications/class and choose your subject and class in the dropdown boxes and click go.

Year 11 Progress 2
Year 11 Progress 2

☐ Take me to the reports
☒ Take me to a qualification/class

Qualification: Mathematics ▼
 Class: 11M1/Ma ▼
Go!

You can see the key group indicators against the name

Grade List for Mathematics

| | Name | | Class | KS2 Prior | Eligibility | Grade | Grade Points | A2L | Residual | EAP Grade | EAP Diff (whole) | EAP Diff (sub) | EAP Baseline |
|---|--|--|---------|-----------|-------------|-------|--------------|-----|----------|-----------|------------------|----------------|--------------|
| 1 | Abdullah Mohammed (000836) PA EAL | | 11M1/Ma | 5.2 | ★ | 4+ | 4.00 | 2 | -0.57 | 5+ | -1 | -3 | 5.2 |
| 2 | Ahmed Abubaker (000873) DV | | 11M1/Ma | 4.8 | ★ | 4 | 4.00 | 2 | -0.57 | 5- | -1 | -4 | 4.8 |
| 3 | Ahmed Dahnish (000874) DV | | 11M1/Ma | 4.8 | ★ | 4- | 4.00 | 1 | 0.14 | 5- | -1 | -3 | 4.8 |
| 4 | Ali Mohammed Hashim (000932) EAL | | 11M1/Ma | 4.6 | ★ | 6 | 6.00 | 2 | 0.43 | 5- | 1 | 2 | 4.6 |
| 5 | Alizai Hammad (020804) | | 11M1/Ma | N | ★ | 6 | 6.00 | 2 | 0.71 | | | | |
| 6 | Amin Hamza (020644) | | 11M1/Ma | 5.1 | ★ | 5 | 5.00 | 2 | -0.36 | 5+ | 0 | 1 | 5.1 |
| 7 | Bukhari Saail (000876) EAL | | 11M1/Ma | 4.2 | ★ | 4 | 4.00 | 1 | 0.21 | 3+ | 1 | 4 | 4.2 |

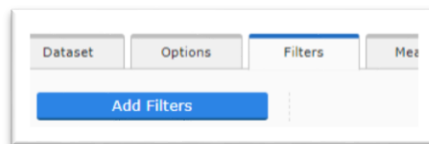
What do the key headings mean?

- KS2 Prior - what did they attain at KS2 (we use this to work out High, Middle and Low)
- Grade - what grade were they awarded this data drop
- A2L - the Attitude to Learning grade
- EAP (Expected Attainment Pathway) - Current BUH learning journey target

Filters

You may want to view a group within this class

Select *Filters* at the top of the screen, then choose *Add Filters*



You will see the range of filters available

Filters

% Attendance
☐ Non PA ☐ PA

EAL
☐ EAL ☐ Non EAL

Focus Group
☐ High Band ☐ Low Band ☐ Mid Band ☐ None Band

Gender
☐ F ☐ M

KS2 Banding
☐ _N/A ☐ Lower ☐ Middle ☐ Upper/High

Pupil Premium
☐ DV ☐ Non DV

SEN
☐ EHCP ☐ N ☐ SEN Support

Student Status
☐ On Roll

Vulnerable
☐ Non V ☐ V

Cancel Uncheck All Apply

Select the filters (eg Female) and click *Apply*

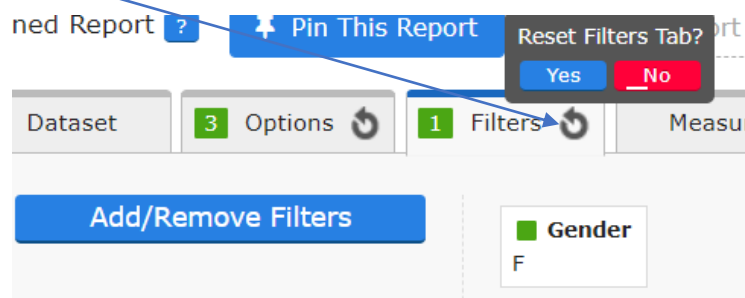
MWA/NAK

Grade List for Mathematics

| | Name | | Class | KS2 Prior | Eligibility | Grade | Grade Points | A2L | Residual | EAP Grade | EAP Diff (whole) | EAP Diff (sub) | EAP Baseline |
|---|--|--|---------|-----------|-------------|-------|--------------|-----|----------|-----------|------------------|----------------|--------------|
| 1 | Khan Hafsa (000890) | | 11M1/Ma | 5.0 | ★ | 4 | 4.00 | 1 | -1.79 | 5+ | -1 | -2 | 5 |
| 2 | Lad Amelia (020800) EAL DV | | 11M1/Ma | 5.3 | ★ | 5+ | 5.00 | 1 | -1.57 | 5+ | 0 | 0 | 5.3 |
| 3 | Naveed Aayat (000869) | | 11M1/Ma | 5.0 | ★ | 4 | 4.00 | 1 | -1.71 | 5+ | -1 | -2 | 5 |
| 4 | Waseem Zainab (020966) PA EAL | | 11M1/Ma | 4.9 | ★ | 4+ | 4.00 | 2 | -1.21 | 5- | -1 | -5 | 4.9 |

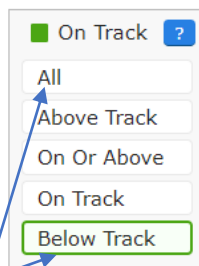
To remove the filter

Click on the arrow and select Yes to reset the filter



You may want to only show students On Track, Above Track or Below Track

Select any of the following (found in the top right corner) to filter:



This example is showing student *Below Track*

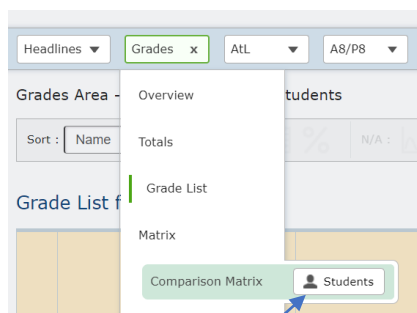
Grade List for Mathematics

| | Name | | Class | KS2 Prior | Eligibility | Grade | Grade Points | A2L | Residual | EAP Grade | EAP Diff (whole) | EAP Diff (sub) | EAP Baseline |
|---|--|--|---------|-----------|-------------|-------|--------------|-----|----------|-----------|------------------|----------------|--------------|
| 1 | Abdullah Mohammed (000836) PA EAL | | 11M1/Ma | 5.2 | ★ | 4+ | 4.00 | 2 | -0.57 | 5+ | -1 | -3 | 5.2 |
| 2 | Ahmed Abubaker (000873) DV | | 11M1/Ma | 4.8 | ★ | 4 | 4.00 | 2 | -0.57 | 5- | -1 | -4 | 4.8 |
| 3 | Ahmed Dahnish (000874) DV | | 11M1/Ma | 4.8 | ★ | 4- | 4.00 | 1 | 0.14 | 5- | -1 | -3 | 4.8 |

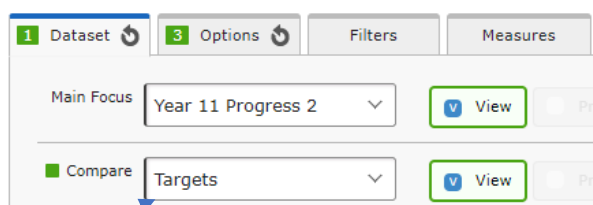
To see all students again, select *All*

The Comparison Matrix

This is the really interesting bit! You can compare the data set you are in against other datasets. This is especially helpful for comparing to target grades. **This will work at any level you are at - subject or class**



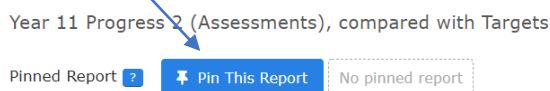
Select *Grades* then *Comparison Matrix* then *Students*



Choose the data set you want to compare against (in this case end of year 11 targets).

You will then see your matrix (like my old TargetTrix)

Before you procede you may want to select pin this report so that you can return to this page later.



Grade Matrix for Mathematics

| Year 11 Progress 2 | | | | | | | | | | | | | | Summary |
|--------------------|----|---|---|---|---|---|----|---|---|---|---|---|---|---------|
| Targets | NA | U | 0 | 1 | 2 | 3 | 4 | 5 | 6 | 7 | 8 | 9 | | |
| NA | 0 | 0 | 0 | 0 | 0 | 0 | 0 | 0 | 0 | 0 | 0 | 0 | 0 | 0 |
| U | 0 | 0 | 0 | 0 | 0 | 0 | 0 | 0 | 0 | 0 | 0 | 0 | 0 | 0 |
| 0 | 0 | 0 | 0 | 0 | 0 | 0 | 0 | 0 | 0 | 0 | 0 | 0 | 0 | 0 |
| 1 | 0 | 0 | 0 | 0 | 0 | 0 | 0 | 0 | 0 | 0 | 0 | 0 | 0 | 0 |
| 2 | 0 | 0 | 0 | 0 | 0 | 0 | 0 | 0 | 1 | 0 | 0 | 0 | 0 | 1 |
| 3 | 0 | 0 | 0 | 0 | 0 | 0 | 0 | 0 | 0 | 0 | 0 | 0 | 0 | 0 |
| 4 | 0 | 0 | 0 | 0 | 0 | 0 | 2 | 0 | 0 | 0 | 0 | 0 | 0 | 2 |
| 5 | 0 | 0 | 0 | 0 | 0 | 1 | 10 | 1 | 1 | 0 | 0 | 0 | 0 | 13 |
| 6 | 0 | 0 | 0 | 0 | 0 | 0 | 0 | 0 | 0 | 0 | 0 | 0 | 0 | 0 |
| 7 | 0 | 0 | 0 | 0 | 0 | 0 | 3 | 5 | 0 | 0 | 0 | 0 | 0 | 8 |
| 8 | 0 | 0 | 0 | 0 | 0 | 0 | 0 | 0 | 0 | 0 | 0 | 0 | 0 | 0 |
| 9 | 0 | 0 | 0 | 0 | 0 | 0 | 0 | 0 | 0 | 0 | 0 | 0 | 0 | 0 |
| Summary | 0 | 0 | 0 | 0 | 0 | 1 | 15 | 6 | 2 | 0 | 0 | 0 | 0 | 24 |

Click on any of the blue numbers to see the students

Grade List for Mathematics

| | Name | | Class | KS2 Prior | Eligibility | Grade | Grade Points | Grade Points (Diff) | A2L | Residual | EAP Grade | EAP Diff (whole) | EAP Diff (sub) |
|---|--|--|---------|-----------|-------------|-------|--------------|---------------------|-----|----------|-----------|------------------|----------------|
| 1 | Ali Mohammed Hashim (000932) | | 11M1/Ma | 4.6 | ★ | 6 ↑ | 6.00 ↑ | 1.00 | 2 | 0.43 ↑ | 5- | 1 | 2 |
| | EAL Targets > | | | | | 5 | 5.00 | | | -0.14 | 5- | 0 | -1 |

Select *Return to Pin* to go back to the Matrix, if you want to unpin the report just click the x

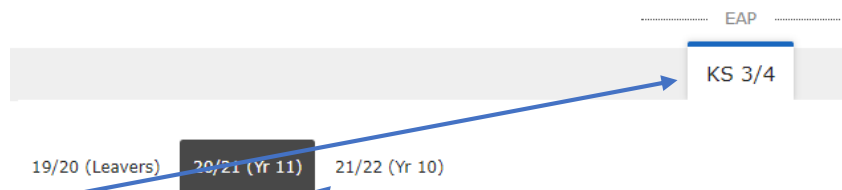

Year 11 Progress 2 (Assessments), compared with Targets

Pinned Report ?

Pin This Report

Return to Pin x

If you want to go back to the class list at any point, click on *Reports*



Choose the key stage and year group. The year group are in brackets.

You will then see a list of available years of data - you can view all the previous data drops for each year group.

20/21 - Current Year 11

Student Data Last Published: Today at 11:55
EAP / KS2 Last Published: Tuesday 27th October 2020 at 11:14

Year 11 Data
2 items

Year 10 Data
2 items

Year 9 Data
3 items

Unchecked
[Year 11 Progress 2](#)

Unchecked
[Targets](#)

In each year, you can choose each separate data drop.

Choose the Take me to a qualifications/class and choose your subject and class in the dropdown boxes and click go.

Year 11 Progress 2
Year 11 Progress 2

- ☐ Take me to the reports
☒ Take me to a qualification/class

Qualification
Mathematics

Class
11M1/Ma

Go!